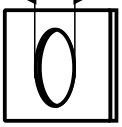


# OWNER'S MANUAL

106-00008-02 ECP

Φ85-87mm(3-2/5")



A

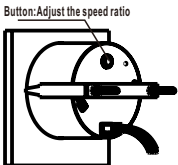
如A图，在准备安装仪表面板上开孔Φ85~87mm，并保证面板后面有至少70mm的空间。

Pic A : Before installation , firstly ,to open a hole (Dia:85~87mm) of the panel, make sure there is a space with (70mm backyard of panel) as well



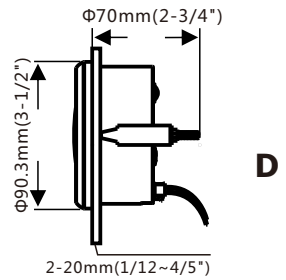
B

如B图，将仪表放入开好孔的仪表面板中  
PicB: Put the gauge in the hole



C

如C图，用M4螺母和C型固定扣将仪表锁紧在仪表面板上  
Pic C: Using M4 nut and C type bracket to seal up the gauge



D

如D图，关于外形尺寸的标注说明  
Pic D: Size and annotations

## 速比调整：

- 1) 按住仪表黑色橡胶按键3秒，进入速比设置模式，如果松开按键3秒，退出速比设置模式，并自动保存所设置的数据。
- 2) 进入设置模式后，按住按键数值一直增加，松开按键，再按住按键，数字一直递减；速比调整范围：1-300，调整到您想要的速比值，松开按键3秒，数字自动保存，1-12速比之间，步进值0.1，12-300速比之间，步进值0.5。
- 3) 如果您的传感器安装在飞轮盘上，速比值等于发动机齿轮数；如果转速信号取自W点信号，速比值等于电极数的一半(Poles/2)

## 典型速比设置参考：

舷外机	
电极数	速比
4	2
6	3
8	4
10	5
12	6

舷内机或汽油机		
气缸数	冲程	速比
4	4	2
6	4	3
8	4	4
10	4	5
12	4	6

柴油发动机	
飞轮齿轮数	速比
速比=发动机飞轮齿轮数	



表示设置速比=96

## Speed ratio adjustment:

- 1) Press the black rubber button on the instrument for 3 seconds, then it will enter into the speed ratio setup mode, if the button is released for 3 seconds, it will exit the speed ratio setup mode, and automatically retain the setting data.
- 2) After entering the setup mode, press the button, the value will be increasing, and release the button, then press it again, the number will be decreasing; the adjustment range of speed ratio : 1-300, The stepping value is 0.1 for the range 1-12 and 0.5 for range 12-300. Adjust the ratio value to what you want, then release the button for 3 seconds, the digital automatic will automatically save.
- 3) If your transmitter is installed on the flywheel, the ratio value is equal to the number of the engine gear; if the speed signals come from w point signal, the ratio value is equal to half electrodeplate (Poles/2). If it is the gasoline engine, the speed ratio is equal to the number of cylinders (cylinder/2).

## Typical ratio setting reference:

Outboard	
poles	speed ratio
4	2
6	3
8	4
10	5
12	6

Intboard or Gas engine		
cylinder	cycle	speed ratio
4	4	2
6	4	3
8	4	4
10	4	5
12	4	6

Diesel engine	
Gear number	speed ratio
speed ratio=Gear number	



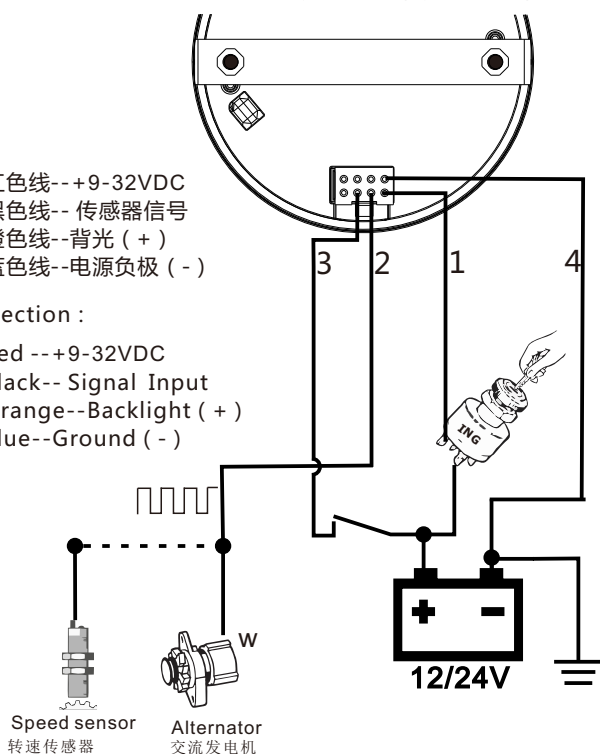
The set speed ratio=96

## 接线：

- 1、红色线--+9-32VDC
- 2、黑色线-- 传感器信号
- 3、橙色线--背光 (+)
- 4、蓝色线--电源负极 (-)

## Connection :

- 1、Red --+9-32VDC
- 2、Black-- Signal Input
- 3、Orange-- Backlight (+)
- 4、Blue--Ground (-)



E

## Wires Connecting

## 技术参数：

工作电压：9~32VDC，  
工作电流：≤60mA；  
工作温度：-30~+75℃  
存储温度：-40~+85℃。

## Specification :

Operating Voltage : 9~32VDC ,  
Operating current : ≤60mA;  
Operating temperature : -30~+75℃  
Storage temperature : -40~+85℃。