

# CP/AA-WiFi Box Mannal

## Device name: Smart box-xxx

### Important Instructions

Please read the manual carefully before use and we recommend keeping this manual for future reference.

#### Notice:

1. This product is suitable for iPhone and overseas versions of Android Auto Wireless Carplay Adapter Display Name: Smart box-xxx.(xxx represents a separate code for each product.)
2. Before use, ensure your car has wired CarPlay function.
3. Ensure your iPhone is iPhone 6 or later models, operating system is iOS 10 or higher.(Mobile phone with Carplay function)
4. If car has customized features (such as front-facing camera monitoring, car 360 surround monitoring, etc.), After a successful connection, black screen may appear. This is not a product issue.
5. When connect, ensure iPhone connect Wireless Carplay Adapter instead of car.
6. When connecting, ensure the user's phone is connected Wireless Carplay Adapter.

### Pay More Attention

**Notice:** iPhone Bluetooth plays a pairing role, subsequent work will be supported by iPhone Wi-Fi(Automatic settings), when next use, keep Bluetooth on for automatic connection.

1. While using Wireless CarPlay feature, ensure iPhone not connected with other Wi-Fi, otherwise, it will lead to conflicts.
2. The automatic connection function requires iPhone Wi-Fi and Bluetooth on. In addition, please set the Wireless Carplay Adapter's Wi-Fi signal network to "Auto Join".  
A. Settings>WLAN>Ask to Join Networks: select "Notify";  
B. Settings>WLAN>Click the "i" symbol on the far right of "Smart box-xxxx">Turn on "Auto-Join".

again, it will automatically connect to your iPhone (ensure that your phone's Wi-Fi and Bluetooth are enabled). In certain cars, you may need to tap the CarPlay icon on your car's display to initiate the connection.

## Android Auto link method

Wireless Android Auto connection steps:

1. Make sure your phone is connected to Bluetooth
2. Turn on Bluetooth and WiFi on your phone
3. Search for Bluetooth on your phone for pairing
4. After connecting to Bluetooth, it will automatically recognize and connect to Android Auto

## FAQs & Troubleshooting

### Can't find signal Smart box-xxxx?

#### Possible Causes:

1. The WiFi and Bluetooth modules of the mobile phone are defective.
2. The Wireless Carplay Adapter has defects.  
**Solution:** Test it with another iPhone. If only a specific iPhone cannot find the Bluetooth or Wi-Fi of the Wireless Carplay Adapter, please try to reset the network and Bluetooth settings of this iPhone and then restart the phone once; if the same problem happens on other iPhones, the unit may be defective. In this case, please seek help from store customer service.

3. After pairing, the Wireless Carplay Adapter will disconnect the Bluetooth connection, ensure iPhone's Bluetooth not make any other connections, otherwise it may cause conflicts.  
A. Settings>Bluetooth>Choose the Bluetooth that comes with the car like "Car model xxxx">Click the exception mark: select "Forget This Device";

## Specifications

- Wi-Fi signal name/Bluetooth signal name:** Smart box-xxxx
- Input interface:** USB-A Male/Equipped with USB-A TYPE-C external Adapter
- Input voltage:** 5V
- Wi-Fi Bluetooth module frequency:** Bluetooth 2.4GHz, Wi-Fi 2.4-5.8GHz
- Support Bluetooth version:** Bluetooth 2.1+EDR/3.0/4.X/5
- Wi-Fi format:** WEP/WPA2/WPA3-SAE PERSONAL MFP
- Applicable system version:** iOS10+
- Support mobile phone:** iPhone 6 & later iPhone models

## What's in the Box

- 1x Wireless Carplay Adapter
- 1x USB to USB C Adapter
- 1x User Manual

### Audio input or output issues: Audio abnormality

**Possible Causes:** The Bluetooth connection has multiple connections, the audio output selection is wrong.

#### Solution:

- 1) Check iPhone's Bluetooth connection, turn it off.  
A. Settings> Bluetooth> Choose the Bluetooth that comes with the car like "Car model xxxx" >Click the exclamation mark: select "Forget This Device";
- 2) Clear the programs running in the background of your phone when using the Wireless Carplay Adapter.
- 3) When on a call, check that your "Audio" output option is Carplay.

### Persistent disconnection?

**Possible Causes:** The Wi-Fi connection is disrupted

#### Solution:

- 1) Check if your iPhone's WiFi is connected to other devices.
- 2) Resetting your mobile WLAN network. Also, check Wireless Carplay Adapter is ok.  
Go to Settings> General >Transfer or Reset iPhone> Reset> Reset Network Settings.

### Unable to automatically reconnect?

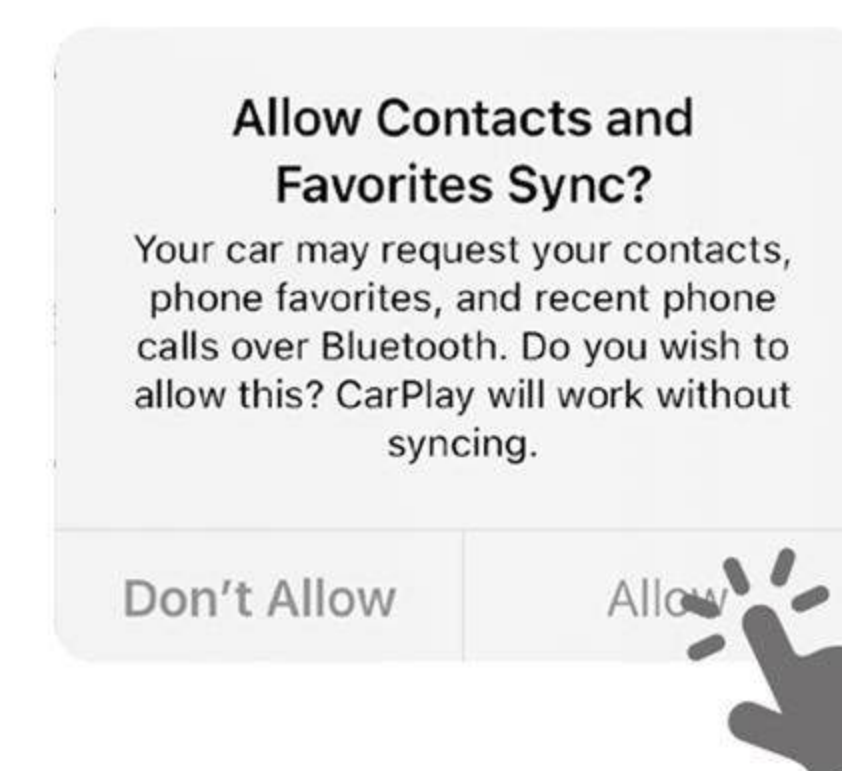
**Possible Causes:** Phone Settings conflict

#### Solution:

- 1) In some cars, you need to select "automatic connection" in the Carplay settings.
- 2) Check phone settings:  
A. Settings> WLAN> Ask to Join Networks: select "Notify";  
B. Settings>WLAN>Click the "i" symbol on the far right of "Smart box-xxxx">Turn on "Auto-Join".
- 3) Other cases:

## Confirm Carplay Function

**Method 1:** Plug your iPhone into the main USB port of the car. If the car has an Apple Carplay function, the app will pop up on the screen requesting permission on your phone.

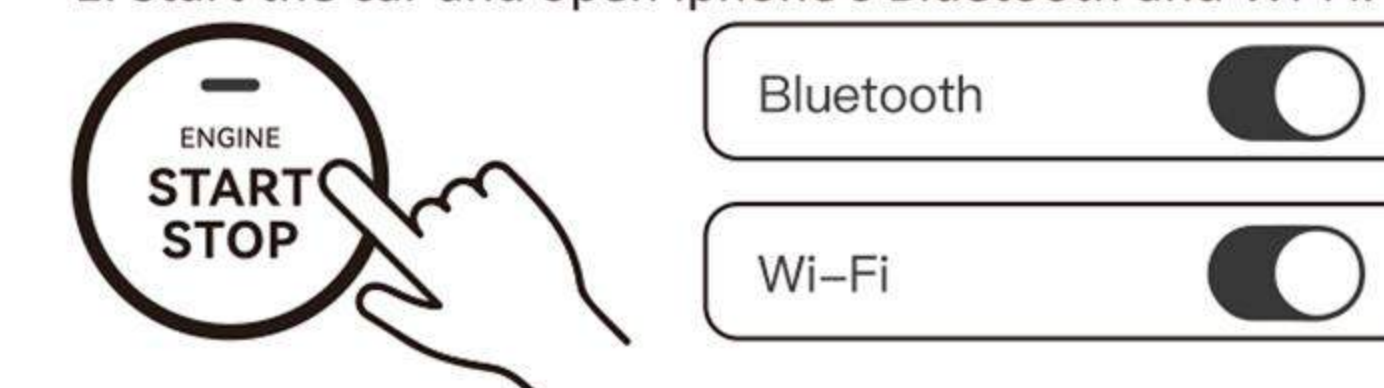


**Method 2:** If there is a Carplay icon in the car stereo menu, that your car has built-in Apple Carplay.

**Method 3:** Contact your car dealer for help.

## Setup Step

1. Start the car and open iPhone's Bluetooth and Wi-Fi.



A. Ensure that Bluetooth and WiFi are turned on normally and unoccupied.

B. Clear the pairing history, restart the phone, and pair the phone again.

C. Update the firmware.

## What is the Wi-Fi password for the Wireless Carplay Adapter?

#### Solution:


we need to connect the Bluetooth, not Wi-Fi. After Bluetooth matching is successful, WiFi will automatically connect. So no need Wi-Fi password. Make sure your Wi-Fi is turned on and unoccupied when pairing.

## Did it disconnect after using it for a while?

#### Solution:

The box has a built-in protection mechanism. If the machine is in a silent state due to current load, simply unplug and reconnect it.

2. Connect the Wireless Carplay Adapter to your vehicle's USB or USB C port (Information transmission port).



3. Wait for 15 seconds (some cars need to select the Carplay icon on the display screen), a connection window will pop up.



4. Open the Bluetooth interface of the mobile phone, find the Bluetooth signal of the Wireless Carplay Adapter "Smart box-xxxx", click pairing, the phone will prompt "Bluetooth pairing request", click all prompts "allow", wait a few seconds to connect successfully. (Most will automatically access whether the phone matches, no need to manually click)

5. When the car screen switches to the Carplay control interface, it means that the connection has been successful.

6. After the initial pairing, when you use the Wireless Carplay Adapter