Product selling points: 1. High stability 2. Strong reliability 3. Long service life 4. Accuracy error calibration with adjustable potentiometer 5. Custom settings for high and low voltage range: DC8-100V 6. Triple lithium battery L measurement from L03 string to L20 string (power off memory) 7. Lead acid battery P measurement: DC12V, 36V, 48V, 60V72V, 84V (power off memory) 8. Iron lithium battery F measurement from F03 to F23 series (power off memory) Product parameters: Voltage detection range: DC8-80V Working current: ≤ 15MA Display method: LCD screen Display color: blue/white/colored (optional) Performance indicators: Detection accuracy: ± 1% Opening size: 58.5 * 28.5MM Refresh speed: 500ms/time Boundary dimension: 61.3 * 33.3 * 13.5MM Product List: Voltmeter * 1+line * 1+instruction manual * 1

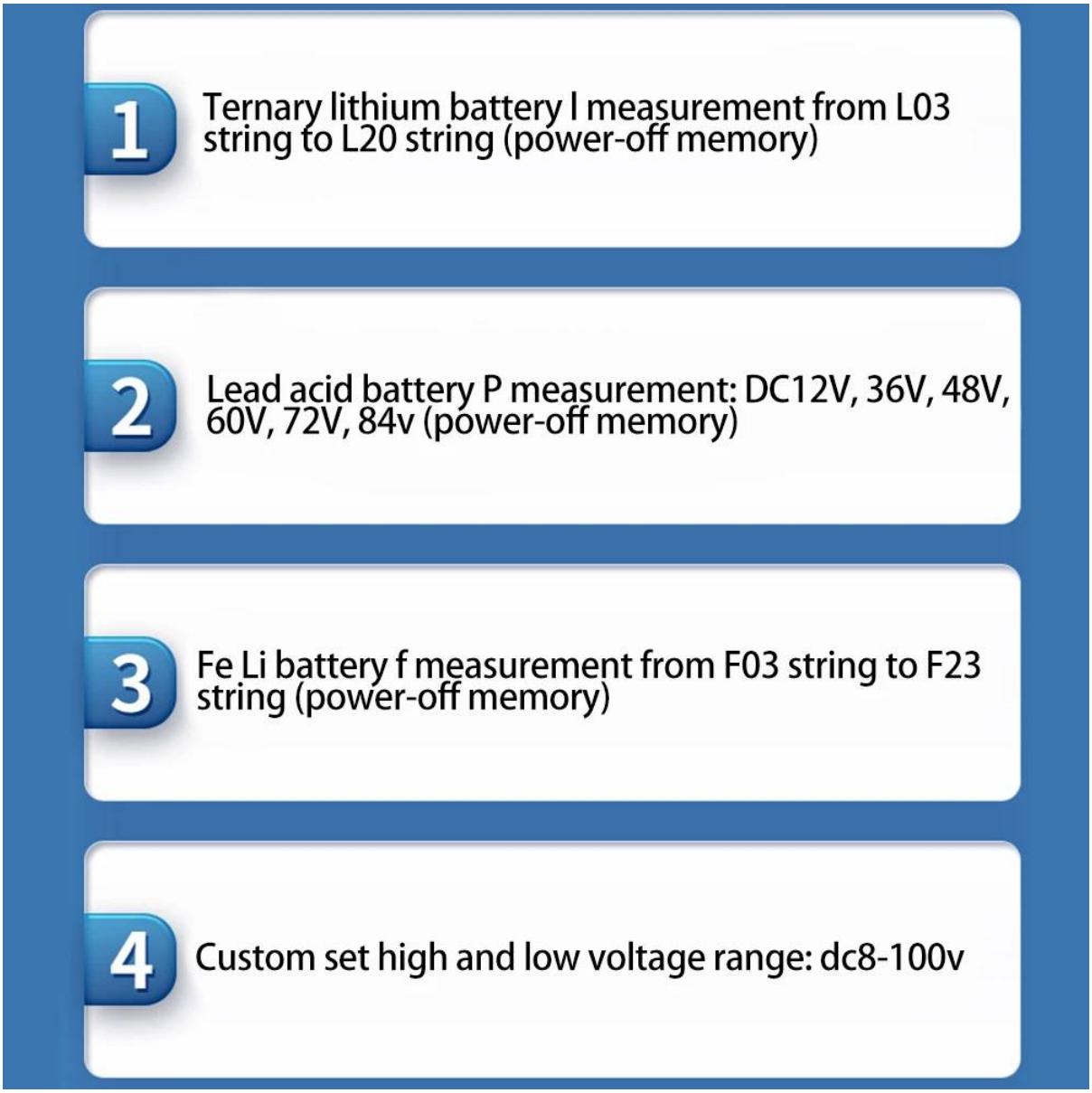

Mode 5 - backlight setting: display 5-b, short press the button at the lower right corner to switch on / off,
On means that the backlight is automatically turned off after a delay of 10s, and off means that the backlight is always on;

Mode 6-low voltage alarm setting: display 00.0vlo,
On the left is the alarm voltage parameter (alarm when the voltage is lower than this parameter)

Mode 7 - alarm sound setting: display 7-a, short press the button at the lower right corner to switch on / off,
On is to turn on the alarm sound function,
Off is to turn off the alarm sound function (this function needs to be selected when purchasing);

Press and hold the key on the top right corner of the main page for 2 seconds to enter the mode setting page,

Press and hold the key on the upper right corner for 2 seconds to exit the setting page and return to the main page.

Mode 1 - Lead Acid P setting

Mode 2 - ternary lithium l setting

Mode 3 - iron lithium f setting;

Mode 4 - Custom high and low voltage settings:

Customize low voltage and saturation voltage,

00.0000 is displayed. The number on the left is the low voltage parameter, and the number on the right is the saturation voltage parameter;


18.0 V
100 %
P
SET
Battery capacity Voltage


E03 BATTERY GAUGE INSTRUCTION MANUAL




18.0 V
100 %
P
SET
Battery capacity Voltage


E03 BATTERY GAUGE INSTRUCTION MANUAL




18.0 V 100 %
P
SET
Battery capacity Voltage


E33 BATTERY GAUGE INSTRUCTION MANUAL




18.0 V 100 %
P
SET
Battery capacity Voltage


E33 BATTERY GAUGE INSTRUCTION MANUAL




18.0 v 100 %
P
SET
Battery capacity Voltage


E03 BATTERY GAUGE INSTRUCTION MANUAL




18.0 v 100 %
P
SET
Battery capacity Voltage


E03 BATTERY GAUGE INSTRUCTION MANUAL






6333 BATTERY GAUGE INSTRUCTION MANUAL






6333 BATTERY GAUGE INSTRUCTION MANUAL






6333 BATTERY GAUGE INSTRUCTION MANUAL






6333 BATTERY GAUGE INSTRUCTION MANUAL






6133 BATTERY GAUGE INSTRUCTION MANUAL


18.0 V
100 %
P
SET
Battery capacity Voltage




6133 BATTERY GAUGE INSTRUCTION MANUAL


18.0 V
100 %
P
SET
Battery capacity Voltage


18.0 V 100 %
P
SET
Battery capacity Voltage


18.0 V 100 %
P
SET
Battery capacity Voltage


18.0 V 100 %
P
SET
Battery capacity Voltage


18.0V
100%
P
SET
Battery capacity Voltage


18.0 V
100 %
P
SET
Battery capacity Voltage


18.0 V
100 %
P
SET
Battery capacity Voltage